




ARCHITECTURAL
GRATES + DRAINS



100ARiMTLF

Linear Drain with Tile Flange



The original premium architectural grate, 100AR featuring a custom channel with tile flange.

The F Series features a custom made flange for floor and walls combined with a choice of grate or tile insert from Stormtech's superb designer range.

Stormtech's range of architectural grates and drains with tile flanges are designed to solve the complexities of today's building requirements

Custom made to suit your range requirements; including custom built flange ledge to suit your tile depth, outlet size and channel position.

Code 100ARiMTLF

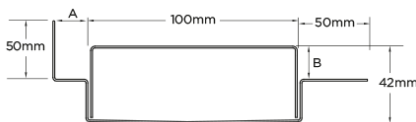
Range 100

Grate Style AR

Category Made-to-Length

Channel Material Stainless Steel

Steel Grade 316




Grates longer than 1500mm supplied in sections. Tile Inserts longer than 1200mm supplied in sections. Channels over 3000mm supplied in sections with joiner. +/-2mm tolerance on dimensions.

SPECIFICATIONS + DIMENSIONS

Channel Width	100mm
Channel Depth	42mm
Length(s)	As Required
Outlet Size	DN40, DN50, DN65, DN80, DN100

STORMTECH COLOUR FINISHES



Electroplate finishes subject to natural variation with time and local environment. Factors such as pools/surf beaches may require electropolishing. Contact us for suitability.

PRODUCT APPLICATIONS

- | | |
|----------------------------|-------------------------|
| Bathroom Drainage | Shower Drainage |
| Balcony Drainage | Special Needs Drainage |
| Commercial Drainage | Threshold Drainage |
| Courtyard / Patio Drainage | Suspended Slab Drainage |
| Pool and Spa Area Drainage | Wet Area Drainage |
| Paved Area Drainage | |

Copyright © Stormtech Pty Ltd. Patent 733361. Drawings not to scale, please use dimensions shown. Downloaded 27/09/2024 (please check for updates)



Visit stormtech.com.au
for tools + inspiration.

Phone **1300 653 403**

Email info@stormtech.com.au