




ARCHITECTURAL
GRATES + DRAINS



100PSTDiS

Threshold with Sill



The 100PSTDiS is a Threshold Drain for door track only applications featuring our 100mm wide Punched Slot grate.

For sliding and Hinged doors.

A threshold drain for sill usage only featuring a concealed channel section system with an integrated sill suitable for all door track types.

Allows door sills to be drained while having internal and external floor surfaces with no step down.

Please be aware that depending on the installation environment, for a pool installation or close to a surf beach, you may need to have your stainless steel grates electropolished.

Code 100PSTDiS

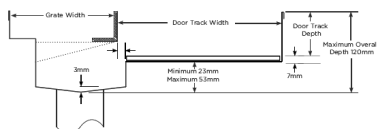
Range Threshold

Grate Style PS

Category Made-to-Length

Channel Material Stainless Steel

Steel Grade 316




Grates longer than 1500mm supplied in sections. Tile Inserts longer than 1200mm supplied in sections. Channels over 3000mm supplied in sections with joiner. +/-2mm tolerance on dimensions.

SPECIFICATIONS + DIMENSIONS

Channel Width	110mm
Channel Depth	Adjustable
Length(s)	As Required
Outlet Size	N/A

STORMTECH COLOUR FINISHES



Electroplate finishes subject to natural variation with time and local environment. Factors such as pools/surf beaches may require electropolishing. Contact us for suitability.

PRODUCT APPLICATIONS

- Aged / Health Care Drainage
- Balcony Drainage
- Commercial Drainage
- Multi-Residential Drainage
- Threshold Drainage
- Suspended Slab Drainage

Copyright © Stormtech Pty Ltd. Patent 733361. Drawings not to scale, please use dimensions shown. Downloaded 22/04/2026 (please check for updates)



Visit stormtech.com.au
for tools + inspiration.

Phone **1300 653 403**

Email info@stormtech.com.au